



SUSTAINABLE DEVELOPMENT GOALS STATISTICS OF THE KYRGYZ REPUBLIC

2015-2024

STATISTICAL COMPENDIUM
SHORT VERSION



SUSTAINABLE DEVELOPMENT GOALS

In September 2015, at a landmark United Nations summit, world leaders endorsed the global action plan: ***Transforming our world: the 2030 Agenda for Sustainable Development***.

The Sustainable Development Goals (SDGs) represent a universal call to action by all countries – low-, middle-, and high-income alike. They are aimed at enhancing well-being and safeguarding the planet. Countries acknowledge that poverty eradication efforts must be pursued in parallel with initiatives to promote economic growth and address a wide spectrum of issues in education, healthcare, social protection, and employment, as well as in combating climate change and protecting the environment. In accordance with the commitments undertaken, over the next 15 years, countries will scale up efforts to eliminate poverty in all its forms, reduce inequality, address climate-related challenges, and ensure that no one is left behind. The outcome document “Transforming our world: the 2030 Agenda for Sustainable Development” sets out 17 global goals, 169 associated targets, and 232 indicators¹.

The Kyrgyz Republic, together with other countries, has pledged to contribute to the achievement of the global SDGs, as well as to monitor the indicators of SDG progress. Pursuant to the National Development Strategy of the Kyrgyz Republic for 2018–2040, the Kyrgyz Republic is committed to achieving the SDGs of the 2030 Agenda.

In July 2025, the Kyrgyz Republic presented its Second Voluntary National Review (VNR)² at the High-Level Political Forum on Sustainable Development under the auspices of the United Nations Economic and Social Council. The VNR covered 16 out of the 17 Sustainable Development Goals (SDGs) and reflects the Kyrgyz Republic’s commitment to building an inclusive, just, and sustainable society. The report places particular emphasis on poverty reduction, modernization of the social protection system, human capital development, digitalization, support for vulnerable population groups, and ensuring sustainable economic growth. In preparing the VNR, the SDG Tracker tool was utilized, enabling a structured approach to tracking and a comprehensive analysis of progress toward the SDGs. Its application contributed to enhanced transparency of monitoring, improved data comparability, identification of key trends and challenges, and the determination of priority areas for the country’s further sustainable development in the context of implementing the 2030 Agenda.

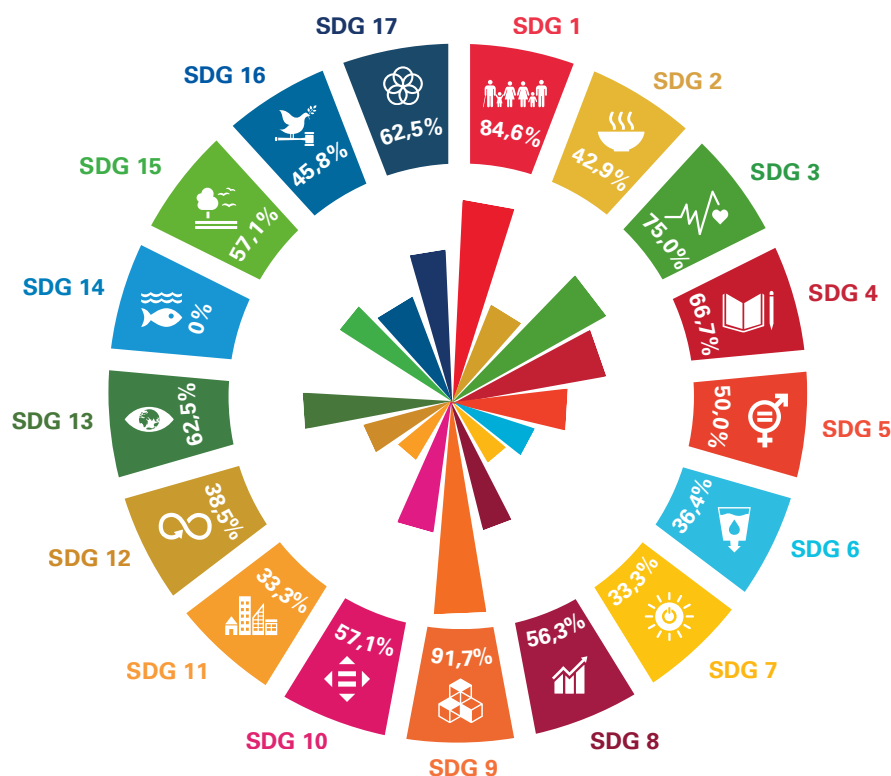
The National Statistical Committee of the Kyrgyz Republic serves as the lead institution responsible for coordinating data collection efforts, producing official statistics for the 2030 Agenda, and establishing an evidence base related to the SDGs.

As of today, the Kyrgyz Republic is monitoring 217 SDG indicators, including 136 global, 59 national, and 22 proxy indicators. All are supported by disaggregated data, where available, and by accompanying metadata (methodological descriptions). All indicators are published on the National SDG Reporting Platform of the Kyrgyz Republic – Open SDG KG – available at www.stat.gov.kg → Statistics → Sustainable Development Goals.

¹<https://unstats.un.org/sdgs/indicators/Global-Indicator-Framework-after-2025-review-English.pdf>

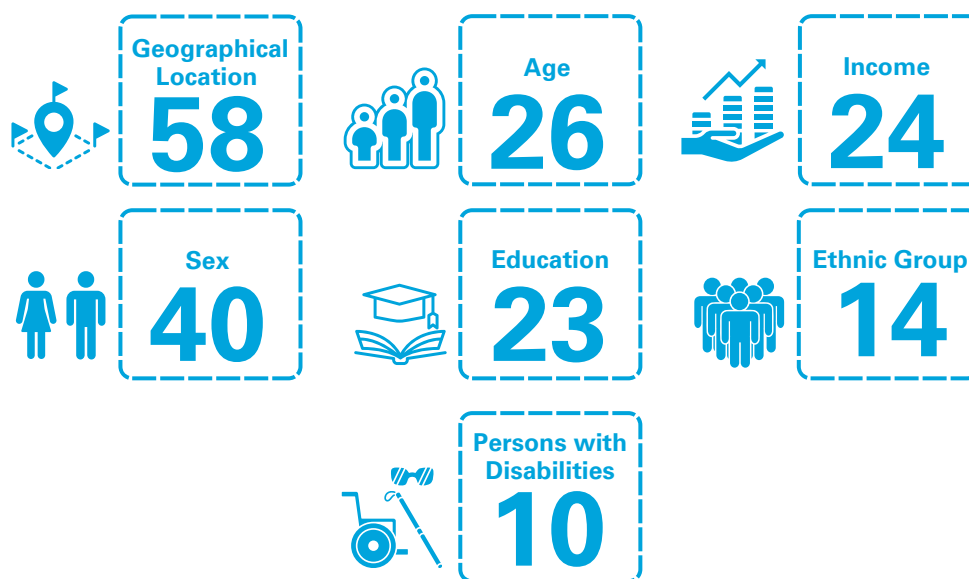
²<https://hlpf.un.org/countries/kyrgyz-republic/voluntary-national-reviews-2025>

Chart 1. Analysis of Data Disaggregation for Global SDG Indicators



The Kyrgyz Republic remains firmly committed to the core principle of the 2030 Agenda – “Leaving no one behind”. In line with this commitment, significant attention is given to the disaggregation of SDG indicators. As of 1 January 2025, analysis of the availability of global indicators shows that 58 indicators are available with disaggregation by geographical location, 40 by sex, 26 by age, 24 by income, 23 by educational attainment, and 14 by ethnic group. However, notable data gaps remain in terms of disaggregation by migratory status and for persons with disabilities (PwD).

Chart 2. Analysis of Data Disaggregation for Global SDG Indicators



The presented data are compiled from a comprehensive system of statistical and administrative sources. More detailed information on SDG indicators is available on the National SDG Monitoring and Reporting Platform².

The electronic version of the statistical compendium “Sustainable Development Goals Statistics of the Kyrgyz Republic, 2015–2024” (short version) is available to users at the following link: <https://sustainabledevelopment-kyrgyzstan.github.io/publications/> or via the QR code below.



The goals and targets of the 2030 Agenda referenced herein are sourced from the official UN website: <https://www.un.org/sustainabledevelopment/ru/sustainable-development-goals/>.

²National SDG Reporting Platform: <https://sustainabledevelopment-kyrgyzstan.github.io/>



GOAL 1.

END POVERTY IN ALL ITS FORMS
EVERYWHERE

Figures and Facts of the Kyrgyz Republic for 2024

Kyrgyzstanis living **in conditions of extreme poverty**

198 285

by national standards



The number of people living in extreme poverty **has fallen significantly**

2024



198,3

THOUSAND PEOPLE

2000



1,6

MILLION PEOPLE



25,7%

of the population lived **below the national poverty line**

More than one quarter of the population is living in poverty

Poverty disproportionately affects children.
Nearly half of all people living in poverty are children.

The child poverty rate was

33,1%

954 508 children

living in poverty

of them

3,9%

111 926 children

living in extreme poverty

1,9 MILLION PEOPLE

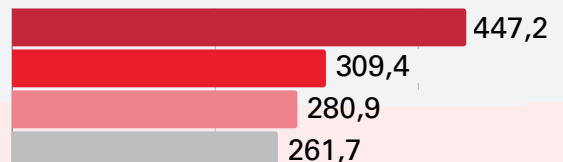
were living **below the national poverty line**



The largest share of the poor population was concentrated in:

(thousand people)

Jalal-Abad region
the city of Bishkek
Osh region
Batken region



Employment **does not guarantee** a decent standard of living

17,3%

of the employed population **were living in poverty**

In 2024 economic losses
disasters evaluated in

1 347,2
MILLION SOM



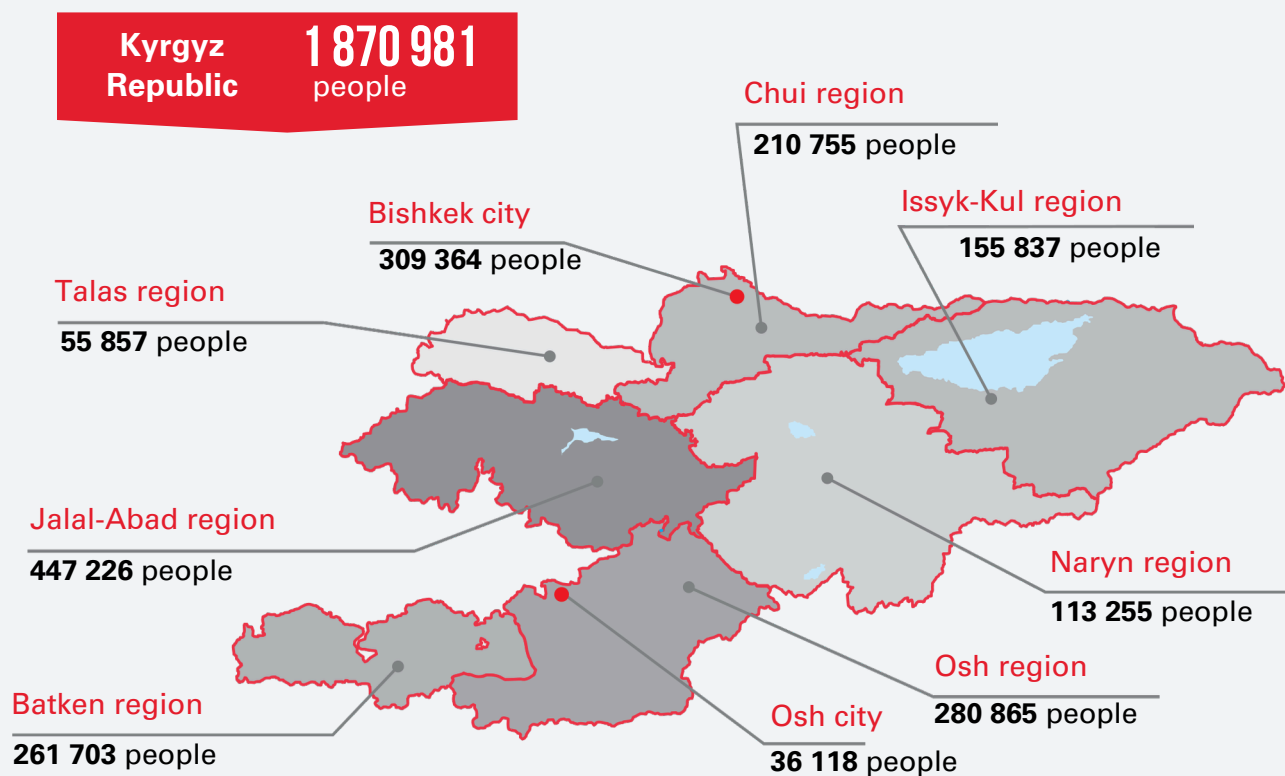


GOAL 1.

END POVERTY IN ALL ITS FORMS
EVERYWHERE

Figures and Facts of the Kyrgyz Republic for 2024

Number of poor people by territory

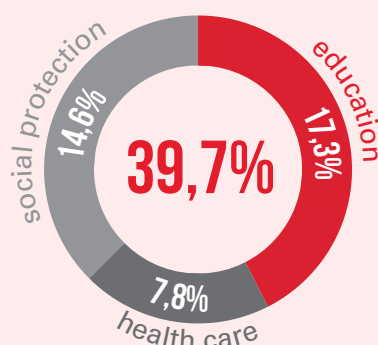


Social support in the form
of **pensions and benefits**
covers

16,1%

of the population

Government expenditures on
basic social services



More than one third of the
population lives in
conditions of
multidimensional poverty





GOAL 2.

END HUNGER, ACHIEVE FOOD SECURITY
AND IMPROVED NUTRITION AND PROMOTE
SUSTAINABLE AGRICULTURE

Figures and Facts of the Kyrgyz Republic for 2024

Hunger

According to FAO data,
In 2023

5,1%

of the population **had an insufficient level of food consumption** to meet minimum energy requirements



The prevalence of **moderate and severe food insecurity** was

4,7%



One in every 7 children



under 5 years of age is stunted
(MICS-2023)



Overweight was
observed in

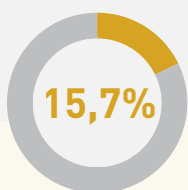
8,8%



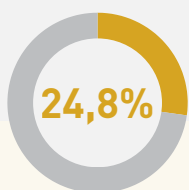
of children **under 5 years of age**
(MICS-2023)

Food security

Agriculture remains the largest
employment sector



of the total
employed
population



of the total
employed
population in
rural areas

MORE THAN **359** THOUSAND

peasant (smallholder) farms,
predominantly small-scale operations,
account for approximately

60%



of total agricultural
production

Investment in smallholder farms is a key strategy to
enhance food security for the poorest populations and
to boost food production for both domestic and global
markets.





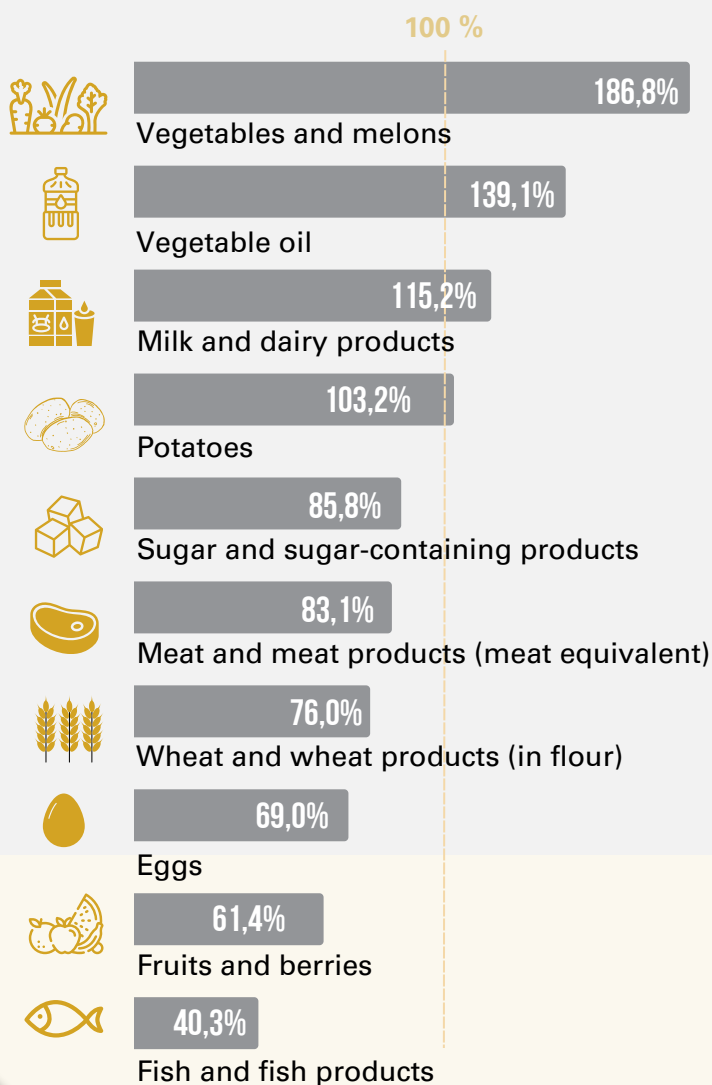
GOAL 2.

END HUNGER, ACHIEVE FOOD SECURITY
AND IMPROVED NUTRITION AND PROMOTE
SUSTAINABLE AGRICULTURE

Figures and Facts of the Kyrgyz Republic for 2024

Food availability

in relation to average physiological
consumption norms



The Agriculture Orientation
Index in the Kyrgyz
Republic **has remained**
consistently low over the
past decade.



Anemia prevalence
among women
stands at

1,3%



**The average per capita
consumption of fish
products was**

3,7 KG PER YEAR





GOAL 3.

ENSURE HEALTHY LIVES AND PROMOTE WELL-BEING FOR ALL AT ALL AGES

Figures and Facts of the Kyrgyz Republic for 2024

Children's health



Over the past five years, most regions **have seen a steady decline in under-five mortality rates**

A total of



2 233

or



per **1,000 live births**

children under the age of five **died from various diseases, poisonings, and injuries**

MORE THAN



60%

of **under-five** child deaths occur in **the first month of life**

ABOUT 10 NEWBORNS

PER 1000

live births die within the first month of life



Maternal health protection

MORE THAN 99%

of births were attended by skilled health personnel (doctors and midwives), **a trend consistent across all regions**



Maternal mortality

PER 100 000

live births decreased by



compared to 2020



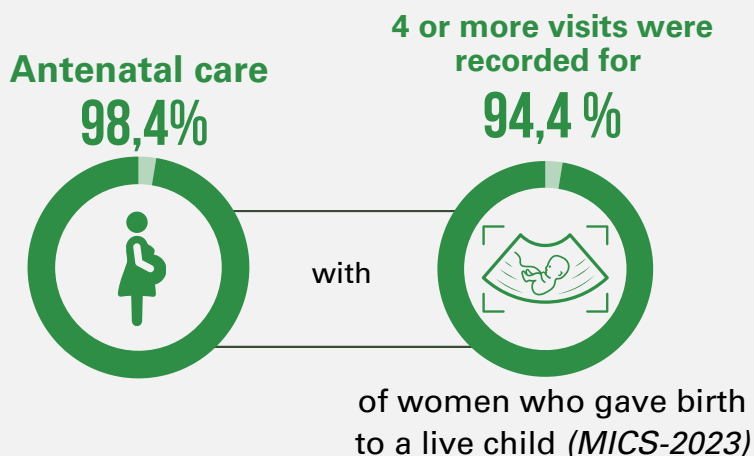


GOAL 3.

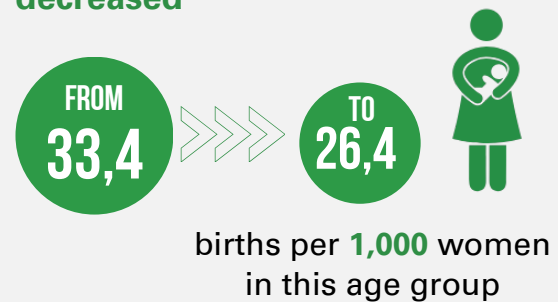
ENSURE HEALTHY LIVES AND PROMOTE WELL-BEING FOR ALL AT ALL AGES

Figures and Facts of the Kyrgyz Republic for 2024

Maternal health protection



Over the past five years, the birth rate among mothers aged 15–19 decreased



HIV/AIDS, malaria, and other diseases

1 053 PEOPLE

living with HIV (PLHIV) were identified



The number of new HIV cases among men was **1,6** times higher than among women

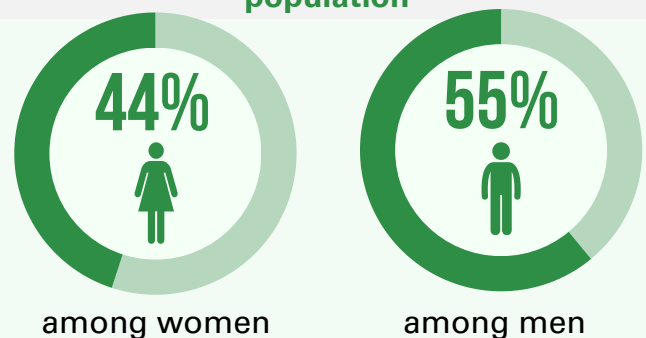
As of 31 December 2024,

9 806 PEOPLE

living with HIV (PLHIV) were registered with the Republican AIDS Centre



Tuberculosis incidence per 100,000 people population



On average, around

10

new cases of tuberculosis are recorded daily in the country

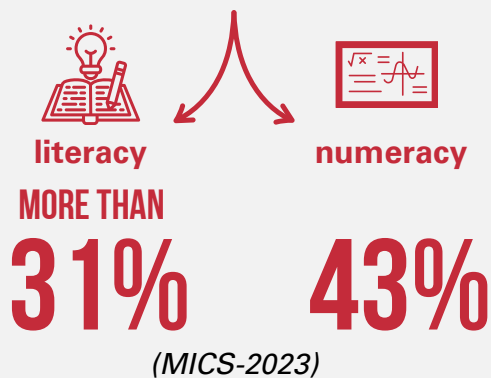


Goal 4.

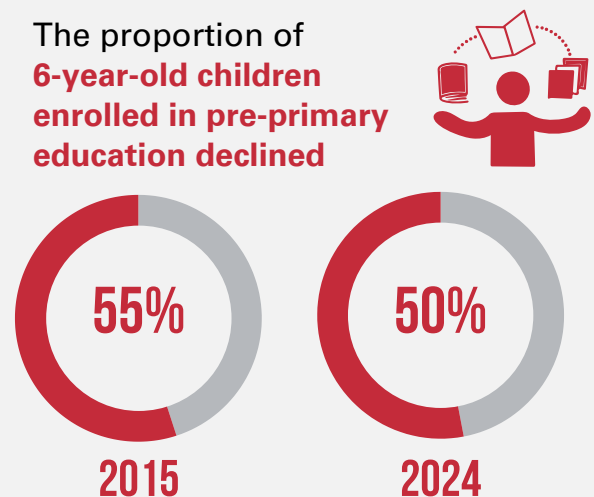
ENSURE INCLUSIVE AND EQUITABLE QUALITY EDUCATION AND PROMOTE LIFELONG LEARNING OPPORTUNITIES FOR ALL

Figures and Facts of the Kyrgyz Republic for 2024

Children **aged 7-14** lack foundational skills



The proportion of **6-year-old children** enrolled in pre-primary education declined



MORE THAN **29%**

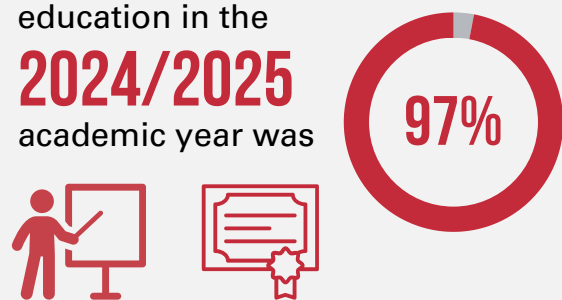
of young women aged 15–24 possess skills in **information and communications technology (ICT)**

(MICS-2023)



The share of **qualified teachers** in lower and upper secondary education in the

2024/2025 academic year was



70% of children **aged 3 to 5** are developmentally on track in health, learning, and psychosocial well-being

(MICS-2023)



The completion rate for **upper secondary education**

89,1%

(MICS-2023)





Goal 5.

ACHIEVE GENDER EQUALITY AND EMPOWER ALL WOMEN AND GIRLS

Figures and Facts of the Kyrgyz Republic for 2024



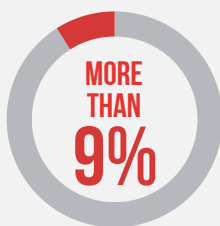
Gender equality and non-discrimination on the basis of sex are guaranteed by **the Constitution of the Kyrgyz Republic and the Law of the Kyrgyz Republic "On State Guarantees of Equal Rights and Equal Opportunities for Men and Women"** (SDG indicator 5.1.1)



Among women aged

20-24

who are currently married,



were married
**before reaching the
age of 18**
(MICS-2023)

The proportion of women in the
national parliament



21,7%

2015

22,2%

2024

The proportion of women in
managerial positions



36%

2015

42%

2024

Women spend **4 TIMES MORE**
time **on household
chores and childcare
than men**

(Time Use Survey, 2020)



91%

of the population
aged **15 and
older** owned
**a personal
mobile phone**

The Law of the Kyrgyz Republic No. 14 dated January 12, 2024, **"On Public Health Protection"** guarantees women and men full and equal access to sexual and reproductive health services and information.

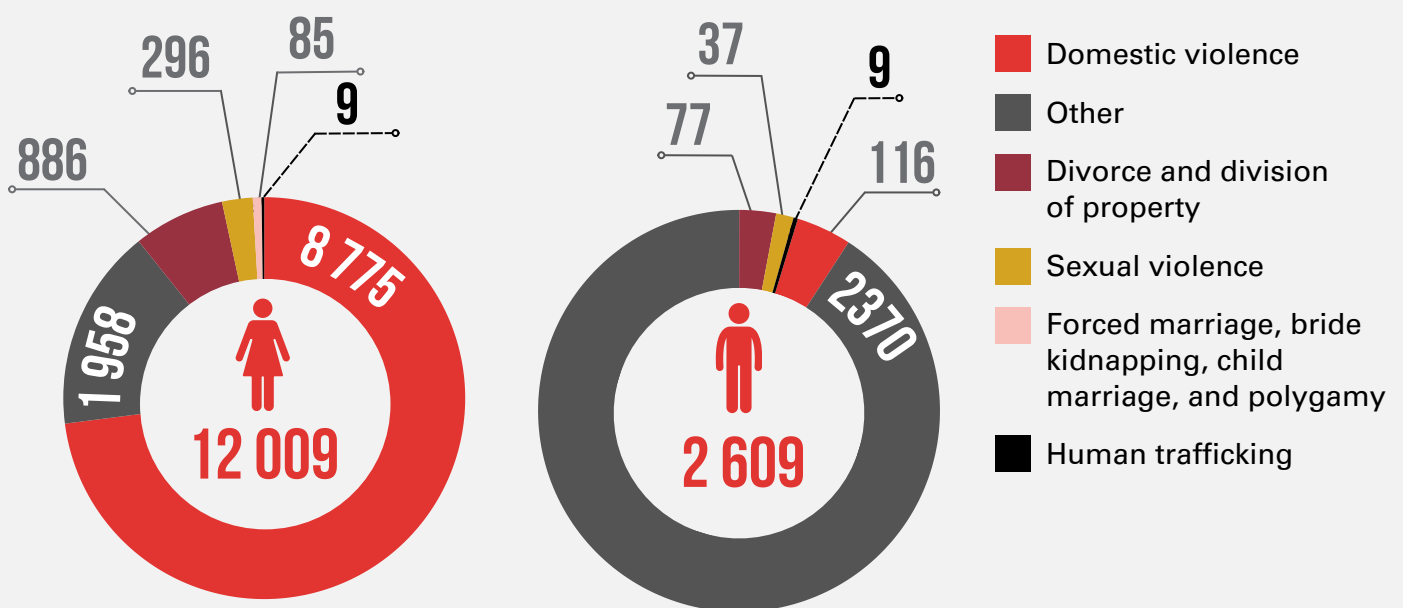


Goal 5.

ACHIEVE GENDER EQUALITY AND EMPOWER ALL WOMEN AND GIRLS

Figures and Facts of the Kyrgyz Republic for 2024


Number of individuals who **sought assistance from crisis centers and institutions providing psychosocial support services** in connection with incidents of gender-based violence



19% of women **aged 15–49** believe that a husband is **justified in using physical violence against his wife** for at least one of the following reasons:

- if she goes out without informing him
- if she neglects the children
- if she argues with him
- if she refuses sexual relations
- if she burns the food

(MICS-2023)





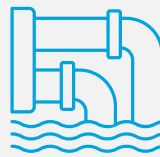
Goal 6.

ENSURE AVAILABILITY AND SUSTAINABLE
MANAGEMENT OF WATER AND
SANITATION FOR ALL

Figures and Facts of the Kyrgyz Republic for 2024



ABOUT **97%**
of the population has
sustainable access to **safe
drinking water sources**




ABOUT **58%**
of the population has
sustainable access to
sanitation systems



97,6%
of the population use
safely managed sanitation
services, **including
handwashing facilities
with soap and water**
(MICS-2023)



MORE THAN **94%**
of the water extracted from
rivers, lakes, and aquifers is
used for **irrigation**



FROM TOTAL WATER WITHDRAWAL
26%




Water losses during transportation

total water withdrawal
9 326,4
million M³



losses
2 417,3
million M³

97,8% of household and industrial
wastewater **undergoes safe
treatment**





Goal 7.

ENSURE ACCESS TO AFFORDABLE,
RELIABLE, SUSTAINABLE AND
MODERN ENERGY FOR ALL

Figures and Facts of the Kyrgyz Republic for 2024

Virtually the entire population
of the Kyrgyz Republic is
connected to the electricity
grid,



while

MORE THAN
76% of the population
has access to
reliable
electricity






24,7%

About one quarter of
the population resides
in households that
primarily rely on **clean
fuels and technologies**
for cooking and space
heating



In 2023, the share of renewable energy
in total energy consumption stood at



29,5%

Energy intensity of GDP at current market prices
(tonnes of oil equivalent per 1 million Kyrgyz soms)



2015



2023



GOAL 8.

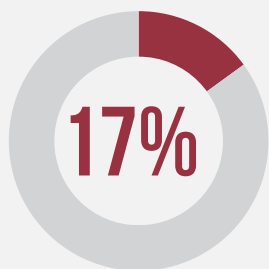
PROMOTE SUSTAINED, INCLUSIVE AND SUSTAINABLE ECONOMIC GROWTH, FULL AND PRODUCTIVE EMPLOYMENT AND DECENT WORK FOR ALL

Figures and Facts of the Kyrgyz Republic for 2024

The unemployment rate



3,7%



of youth aged
15 TO 24
are not in
employment,
education, or training

Of the total employed population



65%
are employed in
the informal
sector



16%
in the agricultural sector

The proportion of women aged

15 TO 24

who are not engaged in education,
training, or employment was

2,3 TIMES

higher than that
of men



The ratio of women's
wages to men's
wages stood at

69%



Despite increasing participation of women in public life, **the responsibility they bear for unpaid domestic work** amounts to

2,6 TIMES

more time than that of men
(Time Use Survey, 2020)





GOAL 9.

**BUILD RESILIENT INFRASTRUCTURE,
PROMOTE INCLUSIVE AND SUSTAINABLE
INDUSTRIALIZATION AND FOSTER
INNOVATION**

Figures and Facts of the Kyrgyz Republic for 2024

Passenger transport amounted to



11 802,3 MILLION
passenger-kilometers, of which
72% were carried out
by buses

1,8%

The share of small
enterprises in the
gross value added
of industry in 2023



48%

of freight turnover
was accounted for
by **road transport**



11,1%

The share of
employment in
**manufacturing
industry**



99,0%

Virtually the entire population of the
Republic resides in areas covered by
mobile networks

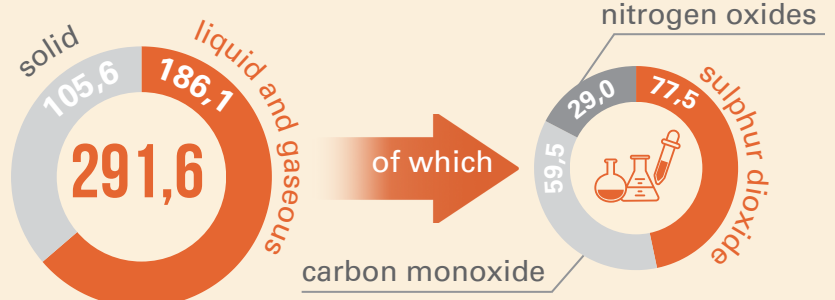


99,2%

of the population has access to
high-speed internet (4G)

**Along with the increase in emissions of solid pollutants
into the ambient air**

a decrease in
emissions of gaseous
and liquid substances
per 1 km²
was observed





GOAL 10.

REDUCE INEQUALITY WITHIN AND AMONG COUNTRIES

Figures and Facts of the Kyrgyz Republic for 2024

The growth rate of per capita income of the poorest

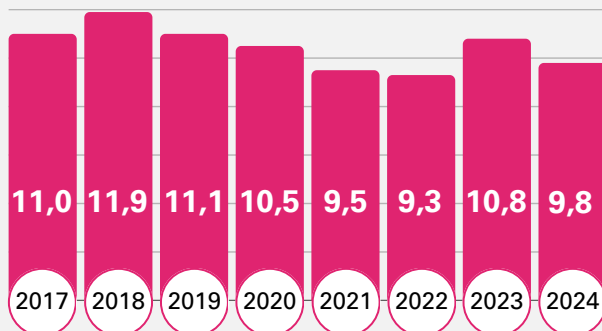


40% of the population was **6,7%**, which is **1,9 percentage points lower** than the national average

MORE THAN 6% of women experienced **discrimination or harassment** based on grounds prohibited under international law (MICS-2023)

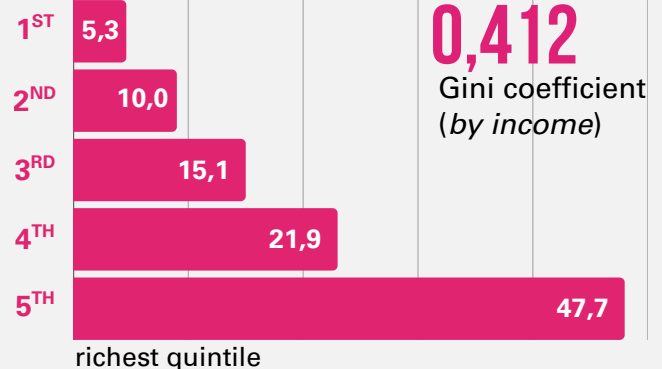


Proportion of the population with income below 50% of the median



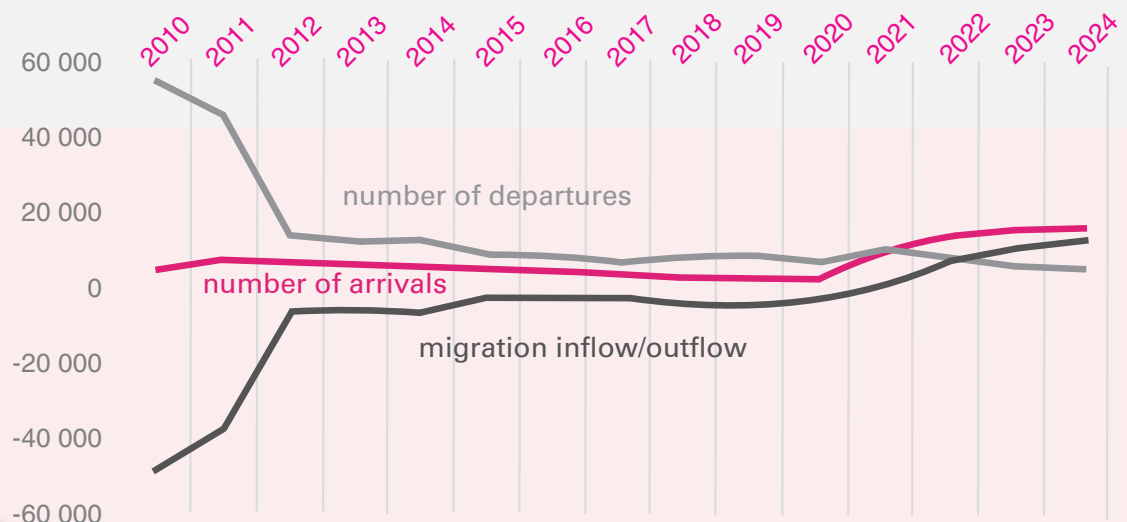
Standard of living of the population

poorest quintile



0,412
Gini coefficient
(by income)

External migration of the population of the Kyrgyz Republic





GOAL 11

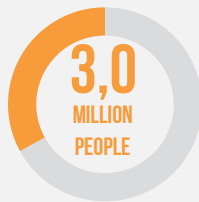
MAKE CITIES AND HUMAN SETTLEMENTS INCLUSIVE, SAFE, RESILIENT AND SUSTAINABLE

Figures and Facts of the Kyrgyz Republic for 2024

As of 1 January 2025,
the population

7,3 MILLION
PEOPLE

of which **more than 40%** live in urban settlements



ABOUT

63%

of the population aged
15 and older
consider access to public transport to be convenient

Of the total volume of collected municipal solid waste was

56% accounted for by the cities of **Bishkek and Osh**



In 2024,

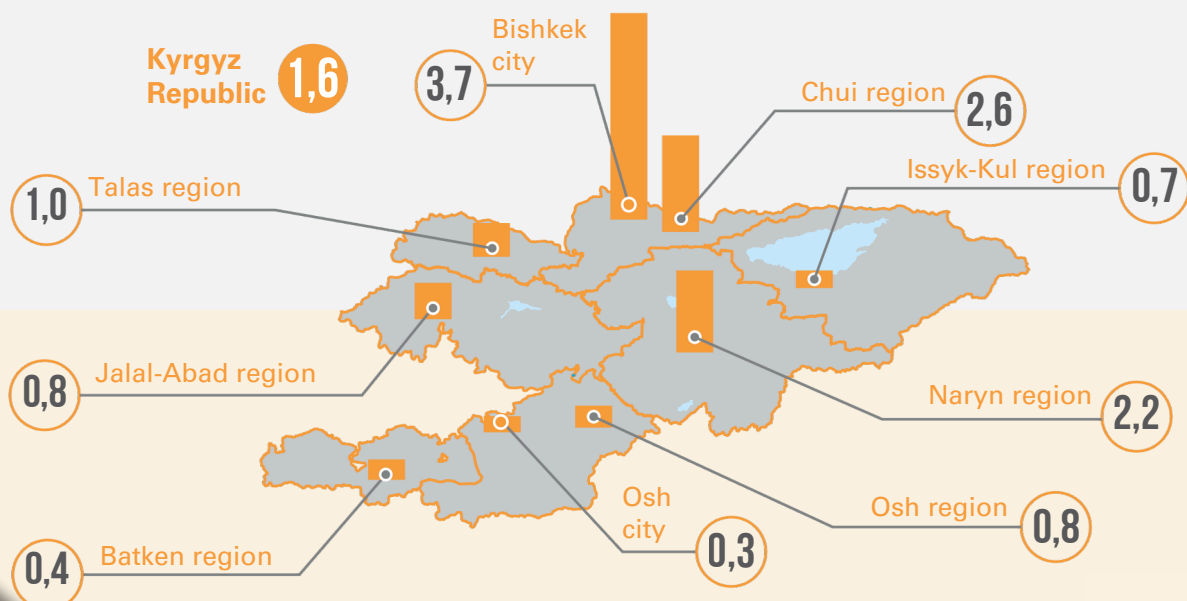
251,5 KG

of municipal solid waste were generated **per capita**



Area of green spaces and plantations in populated areas

(hectares per 1,000 inhabitants)





GOAL 12.

ENSURE SUSTAINABLE CONSUMPTION AND PRODUCTION PATTERNS

Figures and Facts of the Kyrgyz Republic for 2024



Kyrgyzstan is the only country in Central Asia whose **water resources** are formed almost entirely within its own territory

Per capita



32 116 KG

of industrial waste was generated



including **2 043** KG of hazardous waste



The Kyrgyz Republic is a party to:

1. The Rotterdam Convention on the Prior Informed Consent Procedure for Certain Hazardous Chemicals and Pesticides in International Trade;
2. The Basel Convention on the Control of Transboundary Movements of Hazardous Wastes and Their Disposal;
3. The Stockholm Convention on Persistent Organic Pollutants;
4. The Convention on Long-Range Transboundary Air Pollution.

Total water consumption was about

6,0 BILLION M³,

of which

1,1%



for industrial purposes

94,3%



for irrigation and agricultural water supply

3,4%



for domestic and drinking purposes



Water losses during transportation

total water withdrawal

9,3

billion m³



losses

2,4

billion m³

FROM TOTAL WATER WITHDRAWAL
26%






GOAL 13.

TAKE URGENT ACTION TO COMBAT CLIMATE CHANGE AND ITS IMPACTS

Figures and Facts of the Kyrgyz Republic for 2024


The Kyrgyz Republic has committed to following the main priorities of the Sendai Framework for Disaster Risk Reduction, within the framework of which the "Concept of Comprehensive Protection of the Population and Territories of the Kyrgyz Republic from Emergencies for 2018–2030" and its second-phase implementation plan for 2023–2026 have been adopted (13.1.2)

The Kyrgyz Republic ratified the United Nations Framework Convention on Climate Change **in May 2000** (UNFCCC)

There are
4 554 
landslide-prone sites
across the country

418 PEOPLE
have died in the Kyrgyz Republic due to disasters over the past five years (excluding deaths caused by the COVID-19 pandemic)



A total of
543 
settlements are
subject to landslide
processes to varying
degrees

6/8 types of slow-onset hazards and threats are present within the territory of the Republic

forest diseases



land
degradation

temperature
increase



changes in
river runoff
regimes

reduction of
glacier area



some signs
of drought



133 emergencies of
various types
have been recorded within
the territory of the Republic

The material damage
caused by emergencies
amounted to

1 347,2 MILLION
SOMS



There are

3 887 
residential buildings located
in potentially hazardous zones

The country has



45
high-altitude
lakes



3 103
mudflow
basins



1 675
settlements
located in risk
zones



Goal 15.

PROTECT, RESTORE AND PROMOTE SUSTAINABLE USE OF TERRESTRIAL ECOSYSTEMS, SUSTAINABLY MANAGE FORESTS, COMBAT DESERTIFICATION, AND HALT AND REVERSE LAND DEGRADATION AND HALT BIODIVERSITY LOSS

Figures and Facts of the Kyrgyz Republic for 2024

The total area of the State Forest Fund amounts to

2,5 MILLION HECTARES,



of which

1,3 MILLION HECTARES

are covered with forest, which is **6,4%** of the country's total area



The total area of key biodiversity areas in terrestrial ecosystems covered by protected areas in the Kyrgyz Republic amounted to

6,9%

of the country's total area



The hunting grounds are home to



215 926

game birds



178 490

fur-bearing animals



51 288

ungulates

The territory of the Kyrgyz Republic includes



10

state nature reserves

578,6 THOUSAND HA



13

state nature parks

726,8 THOUSAND HA



GOAL 16.

PROMOTE PEACEFUL AND INCLUSIVE SOCIETIES FOR SUSTAINABLE DEVELOPMENT, PROVIDE ACCESS TO JUSTICE FOR ALL AND BUILD EFFECTIVE, ACCOUNTABLE AND INCLUSIVE INSTITUTIONS AT ALL LEVELS

Figures and Facts of the Kyrgyz Republic for 2024

99,5%

of children

UNDER THE AGE OF 5

have their births

registered with civil registration authorities

(MICS-2023)



MORE THAN
76%

of the population
aged

15 AND OLDER



feel safe when walking
alone in their
neighborhood after dark

84%

men



while

among



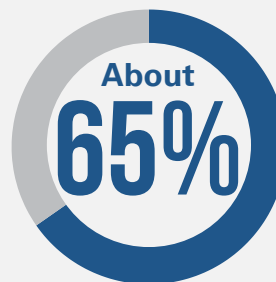
65%

women

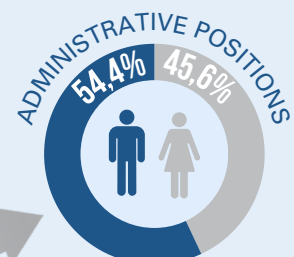
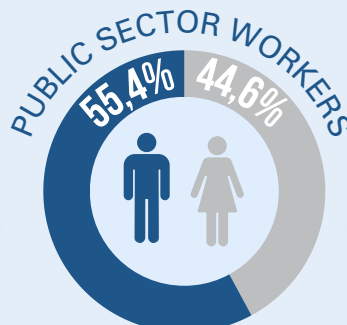
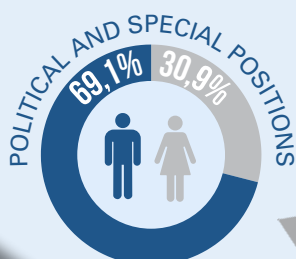
**The proportion of children subjected to
any form of physical punishment**

or psychological aggression by
caregivers

(MICS-2023)



**Public officials holding political and administrative
positions**





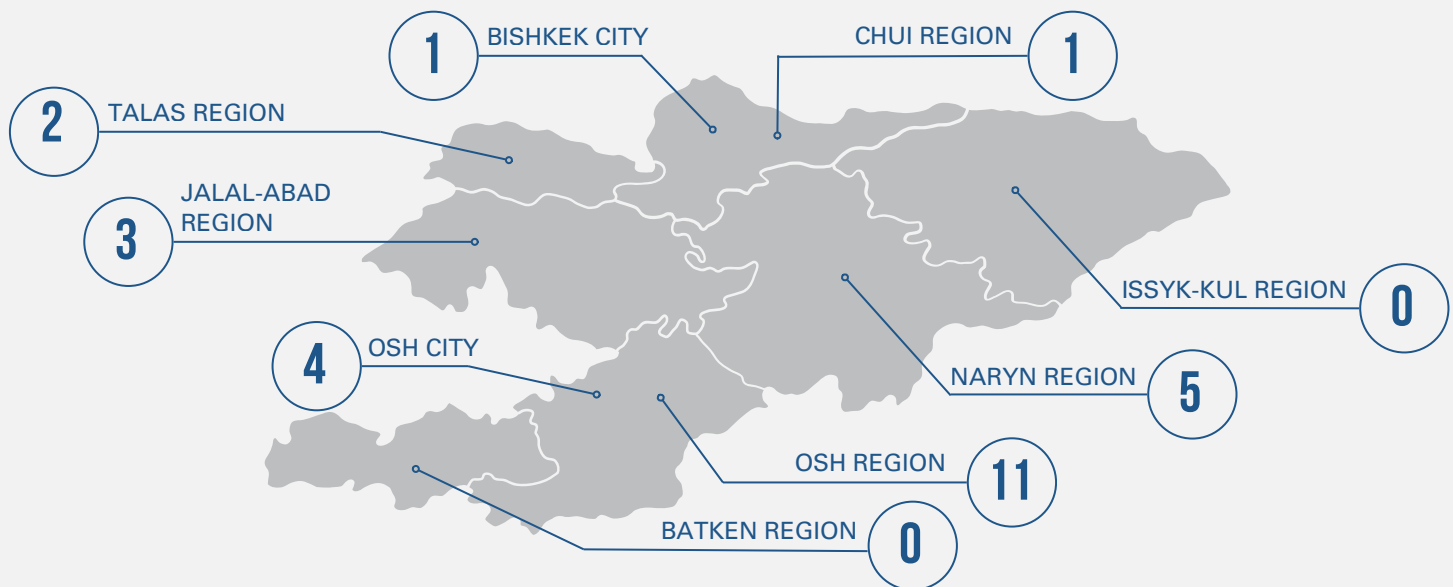
GOAL 16.

PROMOTE PEACEFUL AND INCLUSIVE SOCIETIES FOR SUSTAINABLE DEVELOPMENT, PROVIDE ACCESS TO JUSTICE FOR ALL AND BUILD EFFECTIVE, ACCOUNTABLE AND INCLUSIVE INSTITUTIONS AT ALL LEVELS

Figures and Facts of the Kyrgyz Republic for 2024

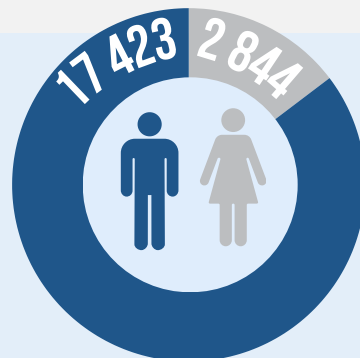
Mortality rate from assaults (people)

Kyrgyz Republic **27**



Number of persons who committed crimes (people)

20 267



6,2%

of women
AGED 15–49
reported having
experienced
discrimination or
harassment during
the past year
(MICS-2023)





GOAL 17.

STRENGTHEN THE MEANS OF IMPLEMENTATION AND REVITALIZE THE GLOBAL PARTNERSHIP FOR SUSTAINABLE DEVELOPMENT

Figures and Facts of the Kyrgyz Republic for 2024



The primary source of replenishment of budgetary resources is tax revenues

In 2023, the state budget revenues amounted to

392,1 or **29,4%**
BILLION SOMS of GDP



of the population aged 15 years and older used the Internet



urban population



rural population

The largest proportion of Internet users are

youth aged 15–28 years



91%

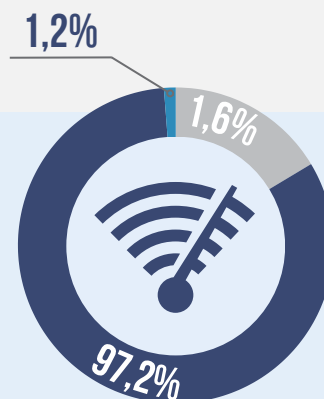
the population with higher education



93%

Distribution of fixed broadband Internet subscribers

- 10 MBIT/S OR MORE
- FROM 2 MBIT/S TO 10 MBIT/S
- FROM 256 KBIT/S TO 2 MBIT/S





GOAL 17.

STRENGTHEN THE MEANS OF IMPLEMENTATION AND REVITALIZE THE GLOBAL PARTNERSHIP FOR SUSTAINABLE DEVELOPMENT

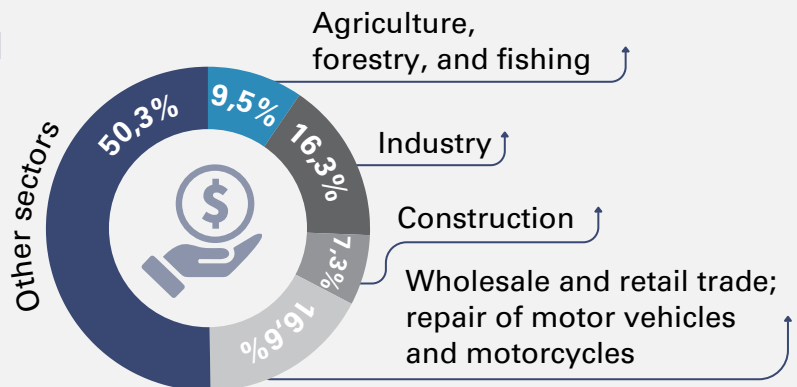
Figures and Facts of the Kyrgyz Republic for 2024

Macroeconomic Indicators Panel

In the structure of GDP in 2023

ABOUT **50%**

was accounted for by:



Imports **12,5** BILLION US DOLLARS



The volume of imports exceeded the volume of exports
BY 2,5 TIMES

Exports **5,1** BILLION US DOLLARS

The state budget surplus amounted to

37,7 BILLION SOMS



The foreign trade turnover amounted to

17,6 BILLION US\$



representing an increase of

10,9%


compared to 2023

The volume of incoming foreign direct investment (excluding outflows) amounted to

1 029,7 MILLION US\$

which is

21,9% more than in 2023



Consumer Price and Tariff Index

(as a percentage of the previous year)

