

SUSTAINABLE DEVELOPMENT GOALS STATISTICS IN THE KYRGYZ REPUBLIC 2015-2022

STATISTICAL COMPENDIUM
SHORT VERSION





SUSTAINABLE DEVELOPMENT GOALS

In September 2015, world leaders at a historic United Nations summit adopted the global plan of action: ***Transforming our world: the 2030 Agenda for Sustainable Development***.

The Sustainable Development Goals are a call to action from all countries — poor, rich and middle-income. They are intended to improve well-being and protect our planet. States recognize that measures to eliminate poverty must be taken in parallel with efforts to increase economic growth and address a range of issues in the areas of education, health, social protection and employment, as well as combating climate change and protecting the environment. In accordance with the commitments made, over the next 10 years countries will step up their efforts to eradicate poverty in all its forms, combat inequality, address climate change, and ensure that no one is behind. The final document "Transforming our world: the 2030 Agenda" contains 17 global goals, 169 related goals and 232 indicators¹.

The Kyrgyz Republic, along with other countries, has committed itself to contributing to achievement of the global SDGs, as well as to monitoring indicators of SDG achievement. In this way, under the National Development Strategy of the Kyrgyz Republic 2018-2040, Kyrgyzstan will strive to achieve the adopted Sustainable Development Goals of the 2030 Agenda.

On July 16, 2020 in New York Kyrgyzstan presented its first Voluntary National Review (VNR) on progress of achieving the SDGs. The preparation process of this Review of the Sustainable Development Goals in the Kyrgyz Republic was a collective multi-stakeholder and multi-sectoral endeavor based on partnership with all stakeholders. The Voluntary National Review of the Sustainable Development Goals in the Kyrgyz Republic reflects an assessment of the basic approaches applicable in the country in terms of achieving the SDGs, evaluating challenges and successes, and identifying areas where further work is needed. The first Voluntary National Review of the Sustainable Development Goals in the Kyrgyz Republic covers an assessment of 16 Sustainable Development Goals (SDG 14 has not been assessed).

According to the Sustainable Development Report 2023, the Kyrgyz Republic ranked 45th (74.4 points) out of 166 countries studied in terms of the Sustainable Development Goals.²

The global report also noted that the Statistical Performance Index of Kyrgyzstan is 81.5 points, which is the highest in Central Asia (Kazakhstan - 78.2 points, Uzbekistan - 70.6 points, Tajikistan - 53.4 points).

The National Statistical Committee of the Kyrgyz Republic is the main body responsible for coordinating data collection efforts, producing statistics for the 2030 Agenda and creating an evidence base related to the SDGs.

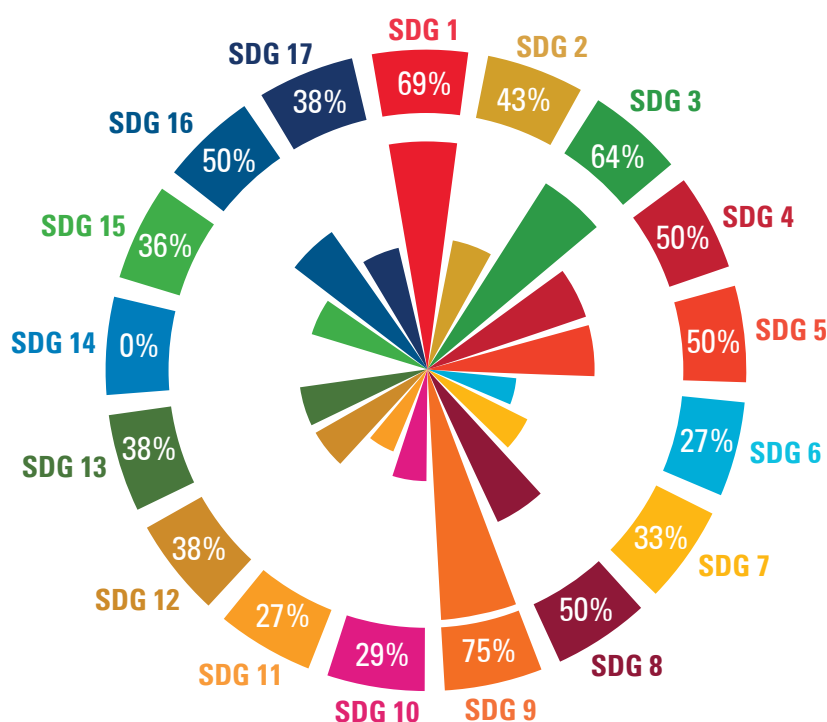
Today, the Kyrgyz Republic monitors 171 SDG indicators, of which 110 are global and 61 are national with accessible disaggregation, as well as metadata (methodology) for them. All indicators are posted on the National SDG Reporting Platform of the Kyrgyz Republic - Open SDG KG at: www.stat.kg -> section "Statistics" -> "Sustainable Development Goals".

¹ https://www.un.org/en/development/desa/population/migration/generalassembly/docs/globalcompact/A_RES_70_1_E.pdf

² <https://dashboards.sdginde.org/rankings>





Figure 1. Analysis of achievement of the global SDG indicators in the Kyrgyz Republic



The Kyrgyz Republic adheres to the main message of the 2030 Agenda "leave no one behind". With this in mind, significant attention is paid to the disaggregation of SDG indicators. Analysis of the availability of global indicators has revealed that as of 1 January 2023, 61 indicators are available with disaggregation by geographical location, 34 by gender, 24 by age, 22 by income, 22 by education, and 14 by nationality. There are gaps in the preparation of disaggregated data on migration status and persons with disabilities.

Figure 2. Analysis of data disaggregation for the SDG indicators





The data presented are collected from the statistical system and administrative sources. More detailed information on the SDG indicators can be found on the National SDG Reporting Platform³.

The introduction sections for the Goals draw, to varying extents, on global SDG website: <https://www.un.org/sustainabledevelopment/ru/sustainable-development-goals/>.

This publication is available at the following link <https://sustainabledevelopment-kyrgyzstan.github.io/publications/>.

This publication is a short version of the statistical compendium "Sustainable Development Goals Statistics in the Kyrgyz Republic" 2015-2022.

To get the full version of the statistical compendium, use the following link: www.stat.kg -> Statistics - > Sustainable Development Goals-> Publications.

³ National SDG Reporting Platform: <https://sustainabledevelopment-kyrgyzstan.github.io/en>



1 NO POVERTY



END POVERTY IN ALL ITS FORMS EVERYWHERE

Facts and figures from the Kyrgyz Republic

NSC figures for 2022

KYRGYZSTANIS WHO LIVED IN EXTREME POVERTY

419 978

UNDER THE NATIONAL POVERTY LINE



2022



419.9 thousand

THE NUMBER OF PEOPLE LIVING IN EXTREME POVERTY HAS FALLEN SIGNIFICANTLY

2000



1.6 million

BELOW THE NATIONAL POVERTY LINE

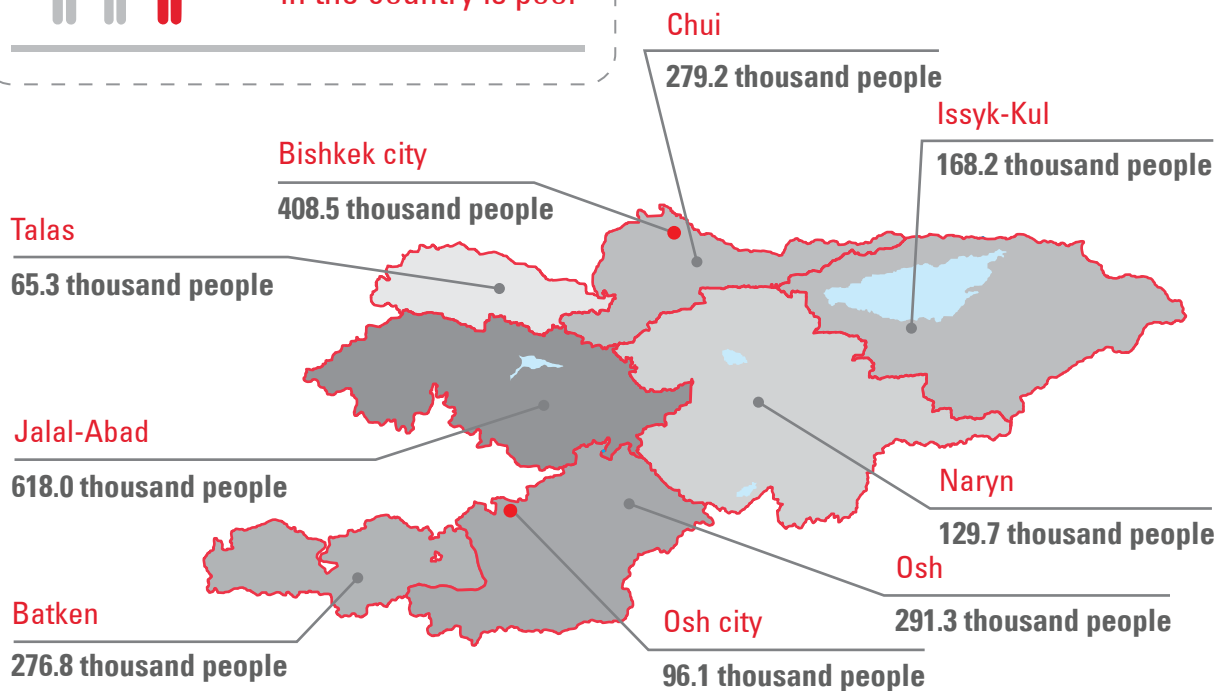
33.2%



Every third person in the country is poor

NUMBER OF POOR PEOPLE BY AREA, 2022

Kyrgyz Republic
2.3 million people






END POVERTY IN ALL ITS FORMS EVERYWHERE

Facts and figures from the Kyrgyz Republic

NSC and MES figures for 2022

Of the total population 2.3 million people

are living below the national poverty line



THE HIGHEST NUMBERS ARE FOUND IN:

Social support in the form of pensions and benefits

covers

17.7%

of population

**WORK DOES NOT GUARANTEE
A DECENT LIFE**



24.2%

OF THE WORKING POPULATION
ARE LIVING IN POVERTY

POVERTY AFFECTS CHILDREN DISPROPORTIONATELY

of the total number of poor, about half are children



Child poverty rate was **40.3%**

1 126 462 children

living
in poverty

of them



8.0% children

222 540 children

living
in extreme
poverty

In 2022,
**economic losses due to
disasters**
evaluated in

**4 599.5
million soms**

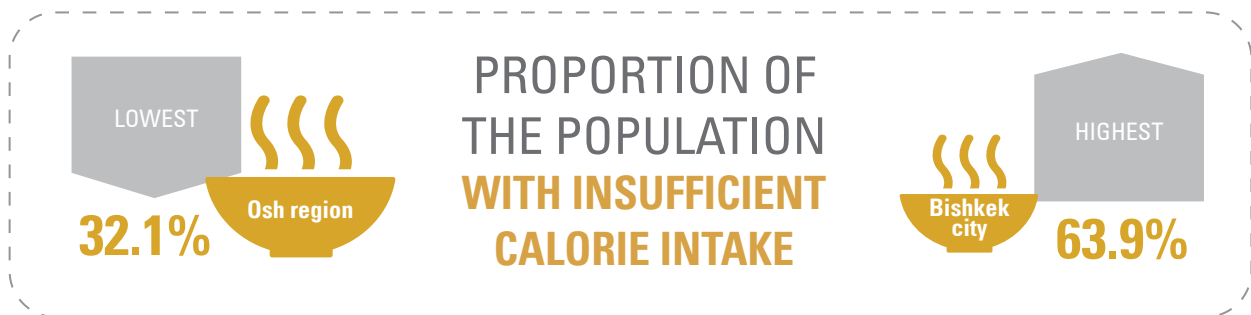


END HUNGER, ACHIEVE FOOD SECURITY AND IMPROVED NUTRITION AND PROMOTE SUSTAINABLE AGRICULTURE

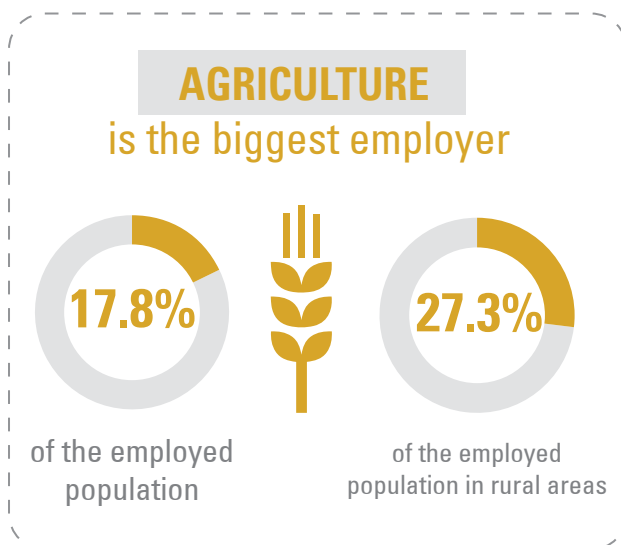
Facts and figures from the Kyrgyz Republic

NSC figures for 2022

NUTRITION




FOOD SAFETY



More than
356 thousand

small farms
(mostly smallholders) provide
up to



of agricultural produce

INVESTMENT IN SMALL FARMING

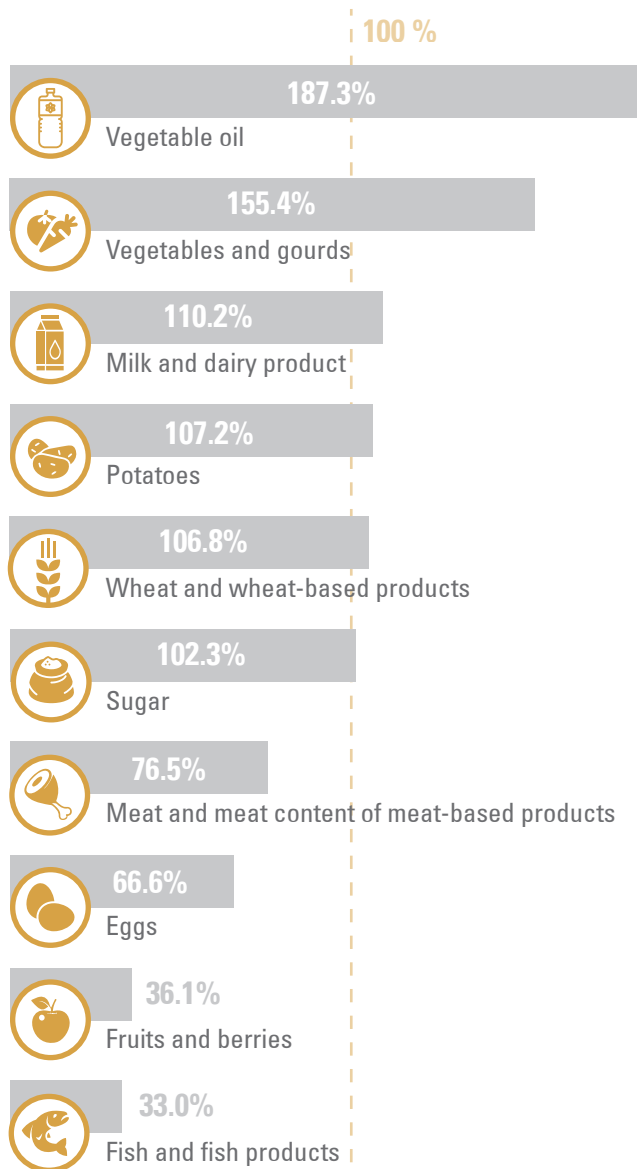
is an important means of strengthening the food security of the poorest in society, and also **increases production of food products for local and global markets.**

The Agriculture Orientation Index has remained low in Kyrgyzstan for the past decade.

NUTRITION

PROVISION OF FOOD PRODUCTS

in relation to average consumption norms



Every 8th child



of age is

SHORTfor the child's age
(MICS-2018)More than **47%**
of the population

nutrition

less than **2100 kcal**
per day



CHILDREN'S HEALTH

In all regions there
has been a
**STEADY
DECREASE**



in under-5 child
MORTALITY

**HAVE DIED FROM VARIOUS DISEASES,
POISONING AND ACCIDENTS**




2 528

children aged
under five

or

16.7 children
per **1 000**
births




More than
60%

of children who died
under five years
were in their
first month of life

For every **1 000 children**
born alive, **10 children die**
in the first month of life

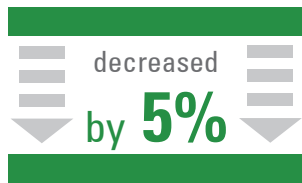
This figure is the highest
among the CIS countries.



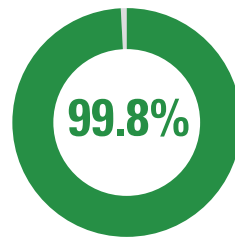
MATERNITY PROTECTION

MATERNAL MORTALITY

for every **100 000**
live births compared to 2018

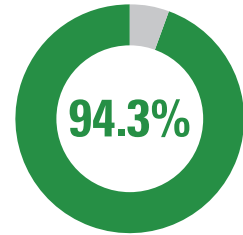


ANTENATAL CARE



of whom

had 4 or more visits

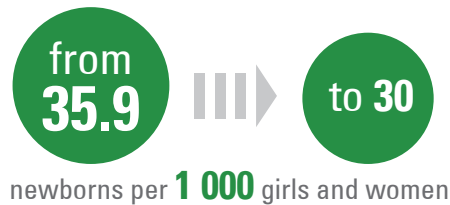


(MICS-2018)

IN THE LAST FIVE YEARS FERTILITY HAS FALLEN



among
mothers aged
15-19 years
it has reduced



99%
of birth



are attended
by qualified specialists
(doctors and midwives)

HIV/AIDS, malaria and other diseases

1 094
people



have been
identified with HIV

new cases of
HIV infection



among men
are **1.5 times**
higher than
among women

At the end of 2022, there were

8 402 people

registered at the Republican
AIDS Centre as living with HIV

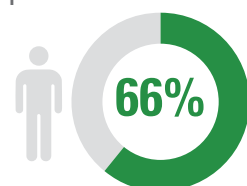
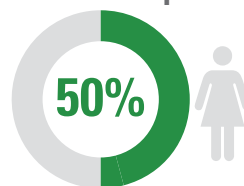
Every day



11 people
contract tuberculosis

TUBERCULOSIS MORBIDITY

per 100 000 population





ENSURE INCLUSIVE AND EQUITABLE QUALITY EDUCATION AND PROMOTE LIFELONG LEARNING OPPORTUNITIES FOR ALL

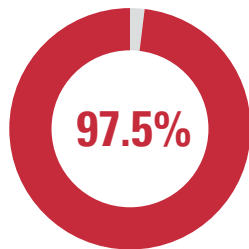
Facts and figures from the Kyrgyz Republic

NSC figures for 2022



Proportion of **certified teachers**
in primary and
secondary school

in the
2022/2023
academic year



About 30%

of girls and young
women aged



15-24 years

have skills in the field of
information and communications
technology

(MICS-2018)

Children aged 7-14 years



who lack basic
literacy skills

(MICS-2018)

42%



**PRE-PRIMARY
EDUCATION**



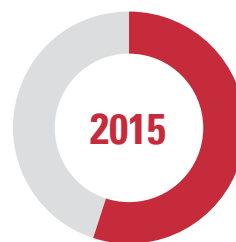
the proportion of children
aged 6 years has increased



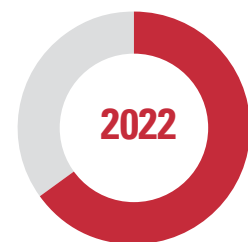
who lack basic
numeracy skills

(MICS-2018)

49%



55%



64,2%



Equality and non-discrimination on the basis of sex are provided for by **the Constitution of the Kyrgyz Republic and the Law of the Kyrgyz Republic** “On state guarantees of equal rights and equal opportunities for men and women” (SDG 5.1.1).



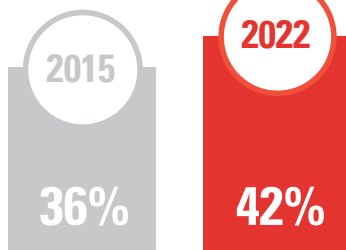
Of all married women aged **20-24 years**



married before reaching the **age of 18 years** (MICS-2018)



The proportion of women **in management positions**



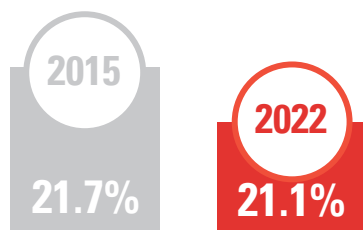
Women spend **almost 4 times** more time on housework and raising children than men (Time budget-2020)

The proportion of deputies in city and aйл keneshes, at the beginning of 2023



Region/City	Proportion of Women (%)	Proportion of Men (%)
Osh	38.3%	61.7%
Chui	38.2%	61.8%
Jalal-Abad	36.7%	63.3%
Issyk-Kul	38.3%	61.7%
Naryn	37.4%	62.6%
Batken	33.9%	66.1%
Talas	32.7%	67.3%
Osh city	31.1%	68.9%
Bishkek city	26.7%	73.3%

Despite the active participation of women in the political life of Kyrgyzstan, there has been **a fall in the proportion of women in the Parliament**



Law of the Kyrgyz Republic dated July 4, 2015 No. 148

"On the reproductive rights of citizens and guarantees of their implementation"

guarantees women and men full and equal access to services for the protection of sexual and reproductive health and information in this area.

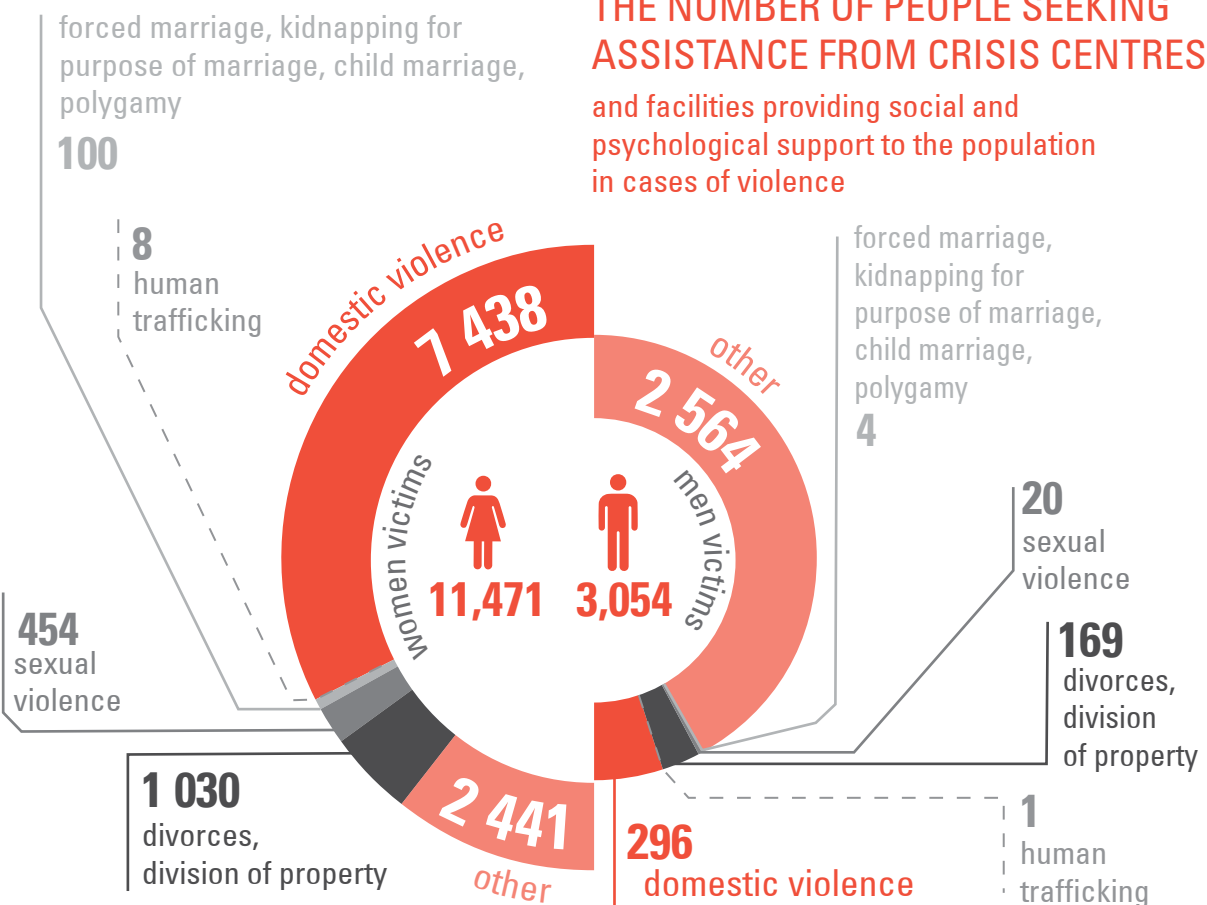
AMONG THE POPULATION AGED **15 years and older**



had their own mobile phones

THE NUMBER OF PEOPLE SEEKING ASSISTANCE FROM CRISIS CENTRES

and facilities providing social and psychological support to the population in cases of violence



More than
96%

of the population




have sustainable
access to safe sources
of drinking water

About

43%

of the population

have
sustainable
access to
sewerage



96.3% of the population



use sanitation services
that meet safety requirements



including
hand-washing
facilities with
soap and water

(MICS-2018)



93.4% of water



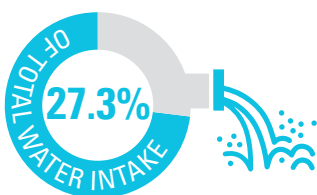
extracted
from rivers,
lakes and
aquifers



is used for irrigation



WATER LOSSES during transportation



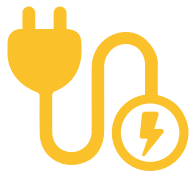
account for about
total intake:

8 741.9
million m³



losses

2 388.0
million m³



ALMOST ALL
THE POPULATION
OF KYRGYZSTAN
is connected to
electricity networks

HOWEVER

just **73%**

have reliable access to electricity



ONLY A FIFTH
OF THE POPULATION

lives in households that generally
use clean fuels and technologies
for cooking and heating

THE PROPORTION OF TOTAL ENERGY CONSUMPTION

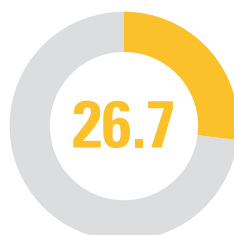
FROM RENEWABLE SOURCES WAS



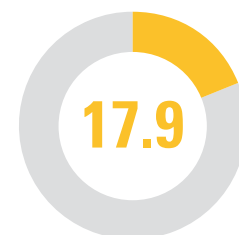
30.0%

ENERGY INTENSITY
OF GDP AT CURRENT
MARKET PRICES

in tons of conventional
fuel per 1 million soms



2015



2021



Unemployment rate

4.9%

OF THE TOTAL EMPLOYED POPULATION



66%

working in the
informal sector



18%

in the agricultural
sector




19%

of youth aged
15-24 years
not in employment,
education or training

PAY RATIO

women's pay as a proportion of men's

79.6%



THE PROPORTION OF GIRLS AND WOMEN

aged 15-24

who remain excluded
from education, skills
acquisition and employment



is 2.5 times more

than the proportion
of men and boys

Despite the growing involvement
of women in public life, the responsibility
assigned to them of unpaid domestic
work exceeds



2.6 times

more time than men

(Time budget-2020)



BUILD RESILIENT INFRASTRUCTURE, PROMOTE INCLUSIVE AND SUSTAINABLE INDUSTRIALIZATION AND FOSTER INNOVATION

Facts and figures from the Kyrgyz Republic

NSC and MDD figures for 2022

PASSENGER JOURNEYS

10 444 mln
passenger-kilometers



from which **71%** travel on buses



About **91%** of cargo turnover belongs to road transport



The proportion employed in manufacturing **11.4%**

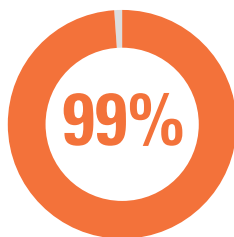


Small businesses account for of the gross added value of industry **4.1%**

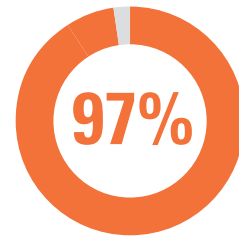
POPULATION LIVING IN AREAS COVERED BY



mobile phone networks



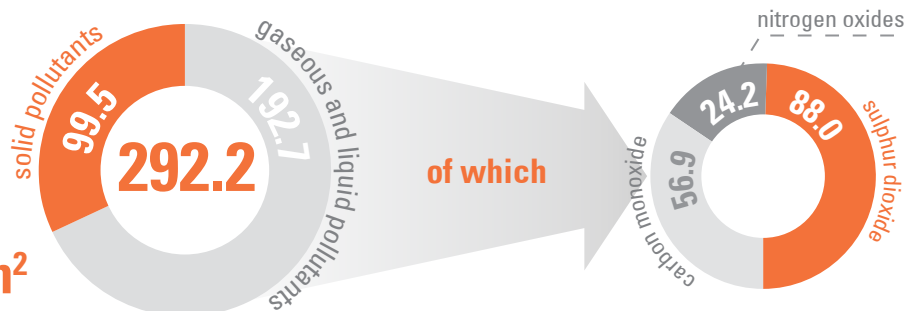
high speed internet



AT THE SAME TIME AS GROWTH OF EMISSIONS OF SOLID POLLUTANTS INTO THE ATMOSPHERE

there has been a reduction of emissions of gaseous and liquid pollutants

kg per 1 km²



REDUCE INEQUALITY WITHIN AND AMONG COUNTRIES

Facts and figures from the Kyrgyz Republic

NSC figures for 2022

THE GROWTH OF AVERAGE INCOME PER CAPITA FOR 2018-2022

of the least affluent **40%** of the population

was **3.9%**

that **0.1** percentage point

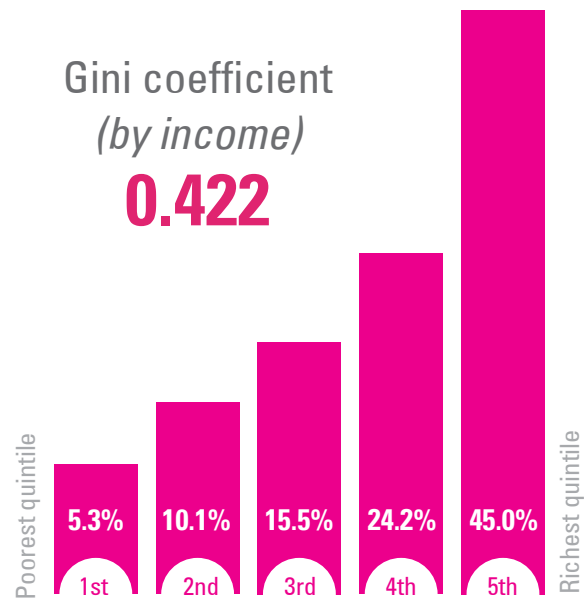
less than the average for the entire population



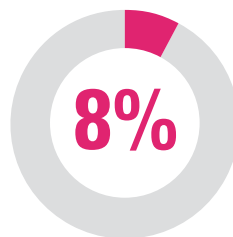
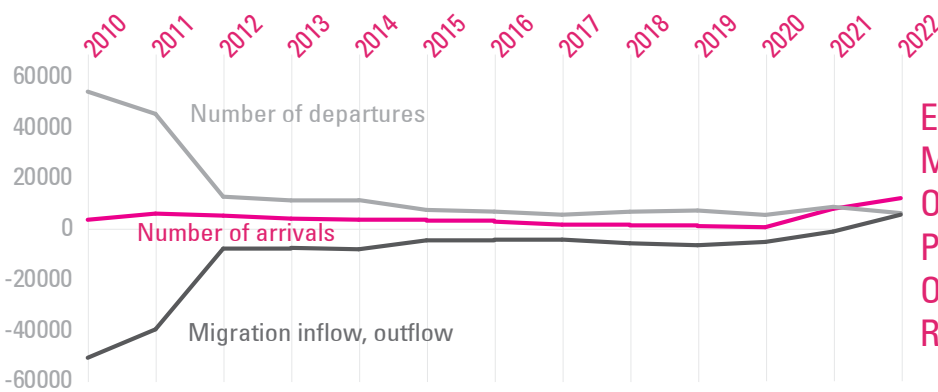
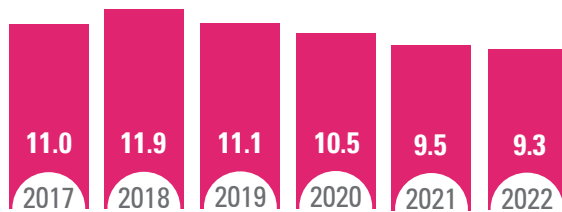
INCOME DISTRIBUTION OF THE POPULATION

Gini coefficient (by income)

0.422



Proportion of the population with income below 50% of the median value



of girls and women aged 15-49 faced **DISCRIMINATION OR HARASSMENT** on grounds forbidden by international law (MICS-2018)

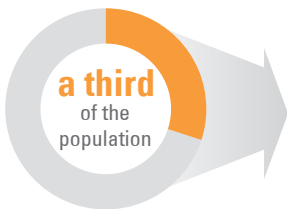


POPULATION
as of January 1, 2023

7.0



million people



2.4 million people
live in urban areas

55.2% of the population aged 15 years and older

find their access to public transport convenient



About **68%** of solid household waste comes from the cities of Bishkek, Osh and Chui region



212.6 kg



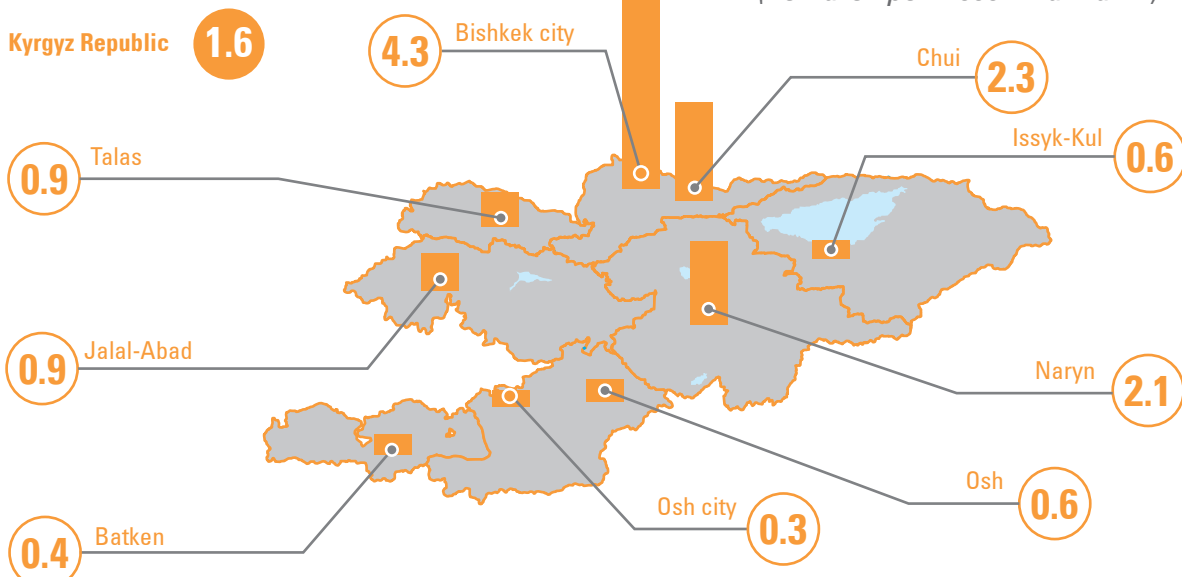
of solid waste was generated



per person in 2022

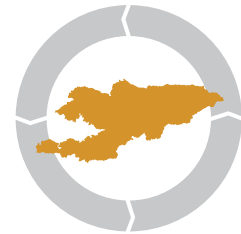
GREEN AREAS IN HUMAN SETTLEMENTS

(hectares per 1 000 inhabitants)



The Kyrgyz Republic is a party to:

1. The Rotterdam Convention on the Prior Consent Procedure for Hazardous Chemicals and Pesticides in International Trade.
2. The Basel Convention on the Control of Transboundary Movements of Hazardous Wastes and their Disposal.
3. Stockholm Convention on Persistent Organic Pollutants.
4. Conventions on Long-range Transboundary Air Pollution.



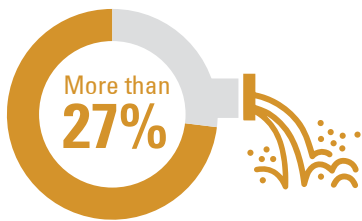
Kyrgyzstan is the only country in Central Asia **with water resources** that are almost entirely formed on its own territory

WATER LOSSES

during transportation



2.4 billion m³



OF THE TOTAL INTAKE, which amounted to

8.7 billion m³

THE VOLUME OF WATER CONSUMPTION amounted to

5.9 billion m³

of which 93.4%

was used for irrigation and agricultural water supply,

4.5% for household and drinking needs and

1.2% for production needs

27 657 kg



of industrial waste was generated

per person in 2022,

including 1 801 kg



of hazardous waste

TAKE URGENT ACTION TO COMBAT CLIMATE CHANGE AND ITS IMPACTS

Facts and figures from the Kyrgyz Republic

NSC and MES figures for 2022

In May 2000

the Kyrgyz Republic ratified the United Nations Framework Convention on Climate Change (UNFCCC)



59 emergency situations of various nature have been recorded on the territory of the republic



THE MATERIAL DAMAGE from emergencies amounted to **4 559.5 million soms**

543 people died **in the last five years** from natural disasters

There are **4 554** sites vulnerable to landslides on the territory of the republic



About **600** localities are affected by **LANDSLIDE PROCESSES** to varying degrees

The are **3 843** homes are located **IN POTENTIALLY DANGEROUS ZONES**



THERE ARE



368

high-altitude lakes with a high probability of a breaking through **in the COUNTRY**



3 103 mudflow basins

1 770 settlements in the risk zone

6 out of 8

types of slowly developing dangers and threats take place on the territory of the republic



land degradation

diseases of forests



temperature rise

some signs of drought



shifts in the flow regime of rivers

reducing the area of glaciers



TOTAL FOREST RESERVES

were

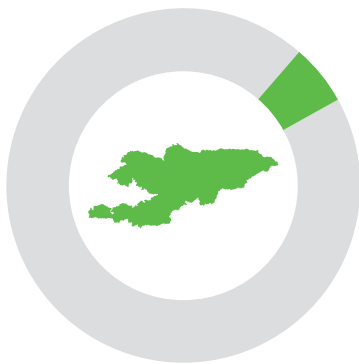
4.1 million hectares,



of which

1.3 million hectares

are covered by forest



OR

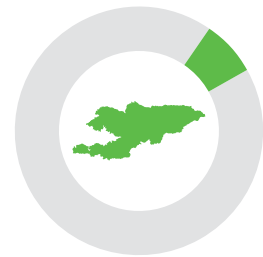
6.3%

of the total area of the country



6.2%

of the area of the country was designated as protected areas



OF BIOLOGICAL DIVERSITY OF LAND AND FRESHWATER

ON THE TERRITORY OF HUNTING FARMS OF KYRGYZSTAN INHABIT



294 349
feathered



207 932
fur



67 452
ungulates

ON THE TERRITORY OF THE KYRGYZ REPUBLIC THERE ARE



10 state nature reserves

578.6 thousand ha



13 state nature parks


726.8 thousand ha



PROMOTE PEACEFUL AND INCLUSIVE SOCIETIES FOR SUSTAINABLE DEVELOPMENT, PROVIDE ACCESS TO JUSTICE FOR ALL AND BUILD EFFECTIVE, ACCOUNTABLE AND INCLUSIVE INSTITUTIONS AT ALL LEVELS

Facts and figures from the Kyrgyz Republic

NSC figures for 2022

THE BIRTH
99.2% 



of children under the age of 5

were registered with state authorities

(Population Census 2022)

More than **68%** of the population aged 15 and older



felt safe walking alone in their neighbourhoods at night

THE FIGURE WAS



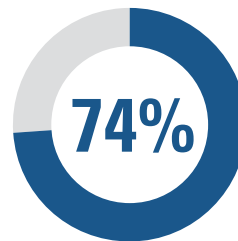
among men



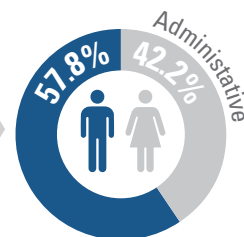
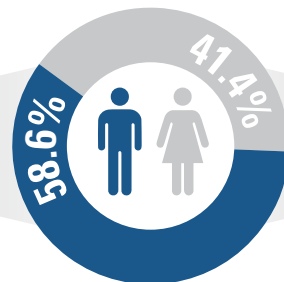
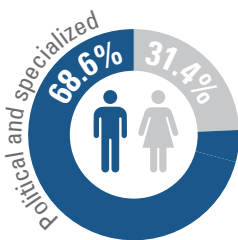
among women

THE PROPORTION OF CHILDREN WHO HAD BEEN SUBJECTED TO ANY PHYSICAL PUNISHMENT

psychological aggression by their caregivers was *(MICS-2018)*



PUBLIC SECTOR WORKERS



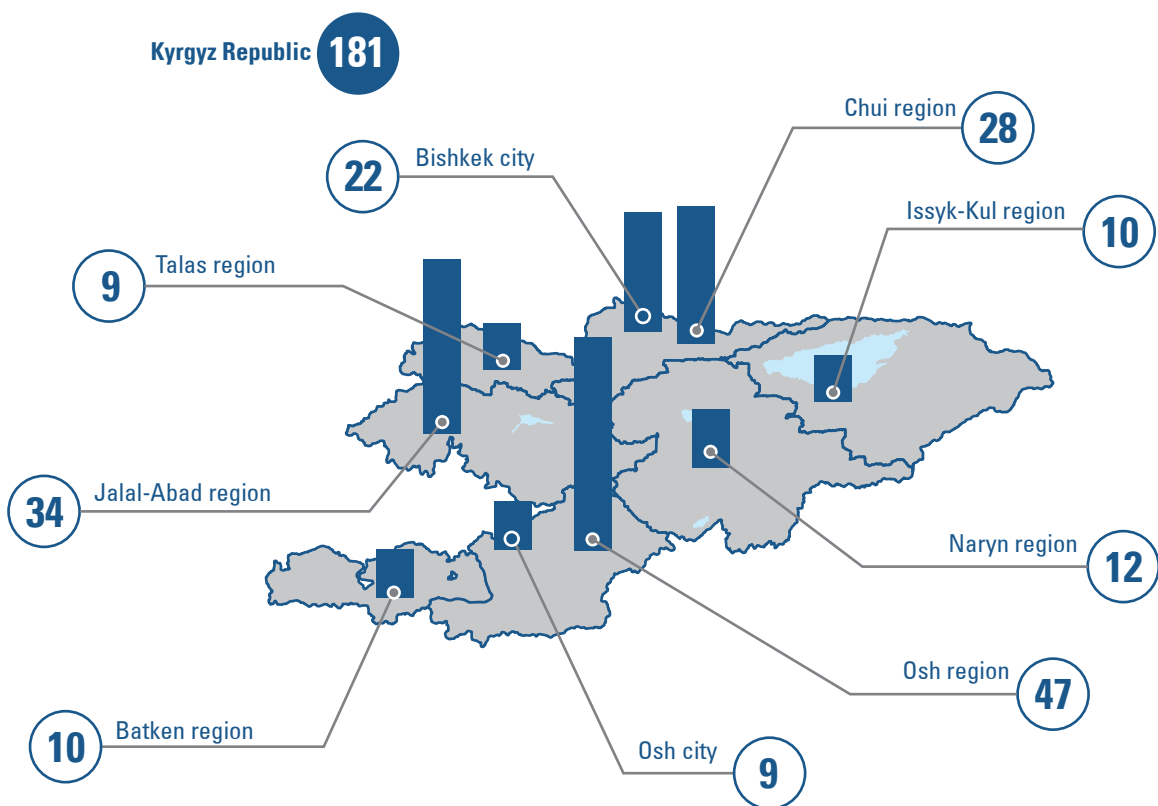


PROMOTE PEACEFUL AND INCLUSIVE SOCIETIES FOR SUSTAINABLE DEVELOPMENT, PROVIDE ACCESS TO JUSTICE FOR ALL AND BUILD EFFECTIVE, ACCOUNTABLE AND INCLUSIVE INSTITUTIONS AT ALL LEVELS

Facts and figures from the Kyrgyz Republic

NSC figures for 2022

MORTALITY FROM ATTACKS (cases)



NUMBER OF PERSONS WHO COMMITTED CRIMES (people)



NSC and MDD figures for 2022

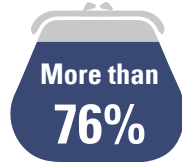
IN 2021 STATE BUDGETARY REVENUES
were

209.9
billion soms

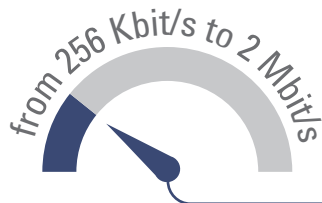
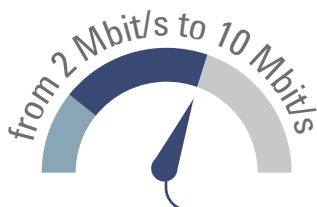
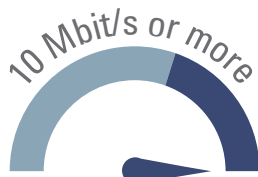


or
26.8%
of GDP

The main source
of budgetary funds
was taxes

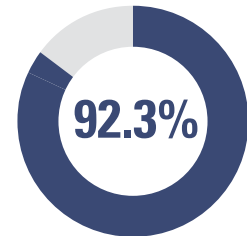


STATIONARY SUBSCRIBER
OF BROADBAND INTERNET

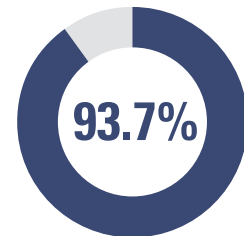


THE GROUPS MOST LIKELY
TO BE INTERNET USERS ARE

young people aged
15-28 years



people with
higher education



The proportion of the population
aged 15 years and older
who use the Internet

82% Kyrgyz Republic



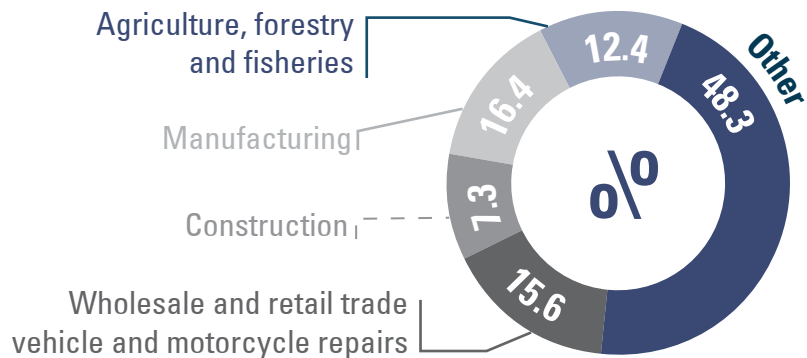
87%
Urban
population



79%
Rural
population

MACROECONOMIC DASHBOARD

In GDP more than
50%
in 2021 is from
the sectors



IMPORTS

US\$ **9 803.2**
million



EXPORT

US\$ **2 254.7**
million

In 2022, the volume of import receipts **exceeded**
volumes of export deliveries **by 4.3 times**

FOREIGN TRADE TURNOVER
amounted to

12.1 billion
US dollars

and increased by

44.7%

compared to 2021

CONSUMER PRICE AND TARIFF INDEX (in percentage to previous year)



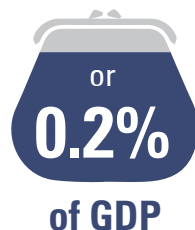
THE STATE BUDGET DEFICIT

in 2021

was

1.8 billion

soms



DIRECT FOREIGN INVESTMENT

was **US\$ 1 202.6 million**

that **19.5%**

more than in 2021



